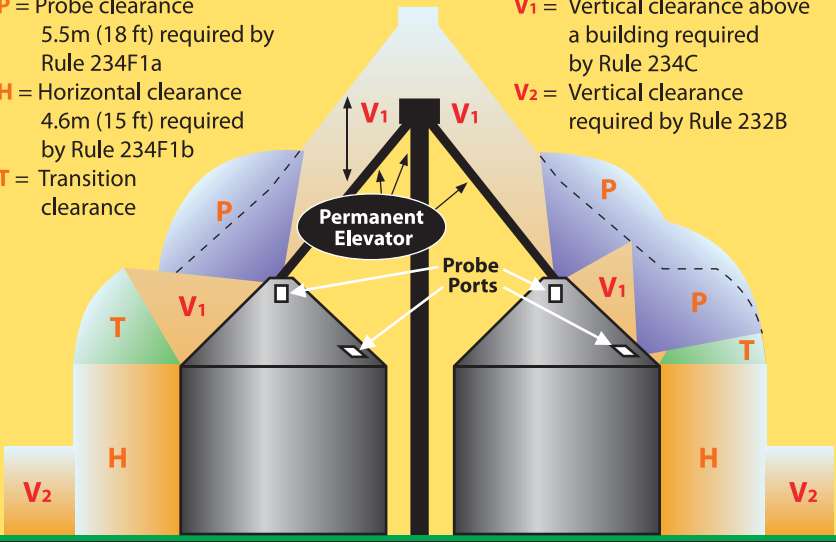


# Clearance envelope for grain bins filled by permanently installed augers, conveyors or elevators

- P** = Probe clearance  
5.5m (18 ft) required by Rule 234F1a
- H** = Horizontal clearance  
4.6m (15 ft) required by Rule 234F1b
- T** = Transition clearance

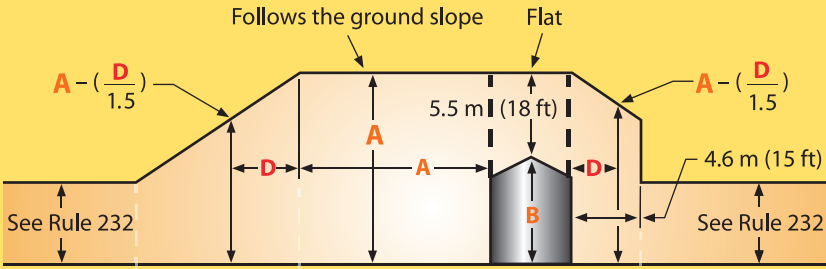
- V<sub>1</sub>** = Vertical clearance above a building required by Rule 234C
- V<sub>2</sub>** = Vertical clearance required by Rule 232B



From IEEE Std. C2-2017, "National Electrical Safety Code." © Copyright 2016 by IEEE. All rights reserved.

# Clearance envelope for grain bins filled by portable augers, conveyors or elevators

## ELEVATION



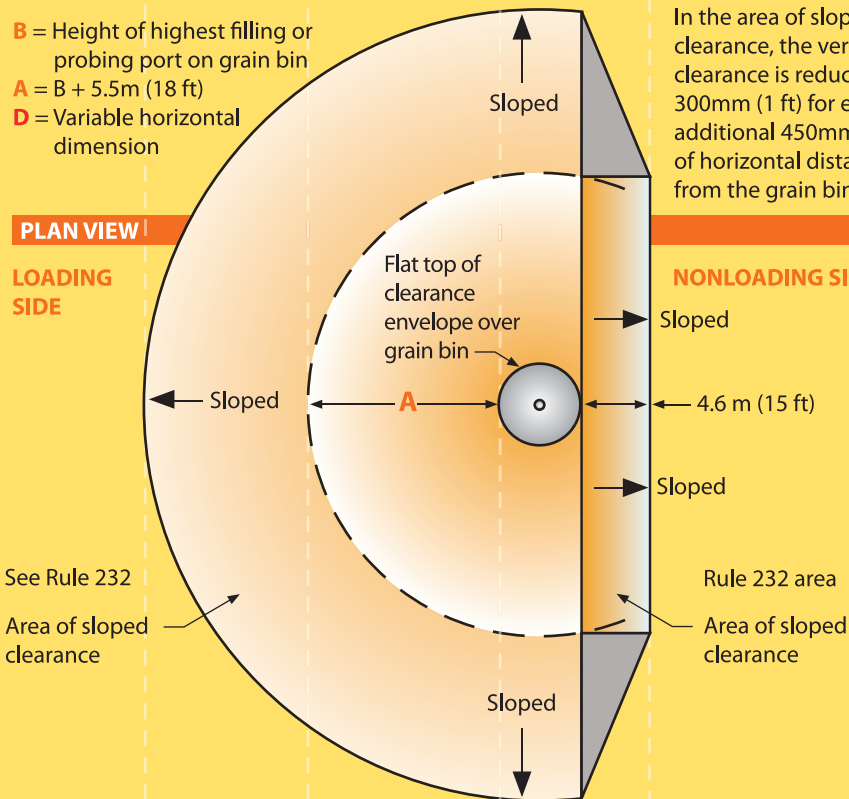
- B** = Height of highest filling or probing port on grain bin
- A** = B + 5.5m (18 ft)
- D** = Variable horizontal dimension

In the area of sloped clearance, the vertical clearance is reduced by 300mm (1 ft) for each additional 450mm (1.5 ft) of horizontal distance from the grain bin.

## PLAN VIEW

**LOADING SIDE**

**NONLOADING SIDE**



From IEEE Std. C2-2017, "National Electrical Safety Code." © Copyright 2016 by IEEE. All rights reserved. The IEEE disclaims any responsibility or liability resulting from the placement and use in the described manner.